



## SQUEEZE DYNAMOMETER(SH5008)

### User Manual



#### ***NEW SAEHAN SQUEEZE DYNAMOMETER (SH5008)***

This is a new and improved design of a standard product that provides an inexpensive, yet accurate, way to measure hand and finger strength.

The bulb is made of clinical standard silicone, instead of rubber to ensure a comfortable feel, safe testing, and a long life of service.

The highly accurate SAEHAN designed gauge, calibrated in pounds and kilograms, gives a read out of the actual force employed.

The measurement gradation is in increments of 1 kg (2.2 lbs) at the lower levels and increments of 2 kg (4.4 lbs) at the upper levels to ensure more accurate test results.

The dynamometer is simple to use. Squeeze the bulb and read out the maximum generated force. The maximum reading remains until the unit is reset. Reset the indicator needle to 0 and test again

## SPECIFICATIONS :

Items	Specification
Measurement range	0 – 70 kg / 0 - 150 lbs
Min. unit	1 kg (0-40kg) / 2 kg (40-70kg)
Accuracy	70 kg $\pm$ 2%
Dimensions (mm)	70 (W) $\times$ 150 (L) $\times$ 60 (H)

## TRANSPORTATION & STORAGE CONDITION :

### Environment :













1. General :
  - It is not aimed to be used in households.
  - It is used in physical therapy rooms, doctors' offices and patients' rooms, etc.
  - Equipment can be damaged when dropped to the floor.  
Impossible to expect to work properly any more  
If it works properly, calibration / exactitude should be maintained.
2. Conditions of visibility :
  - Ambient luminance range : 100 lux ~ 1,500 lux
  - Viewing distance : 20 cm ~ 40 cm
  - Viewing angle : normal to the display  $\pm$  20°
3. Physical :
  - Temperature range : 10°C ~ 40°C
  - Relative humidity range : 10 % ~ 90 %
  - Ambient pressure range : 700 hPa ~ 1,060 hPa

### **WARNING :**

The worst damaged is occurred by dropping down to the floor.  
When using, wear the strap on the wrist.

## Symbol description :

### Definition of using symbols

Symbols	Meaning
	Manufacturer
	Date of manufactured
	Authorized representative in the European Community
	Medical device
	Serial number
	Batch code
	Catalogue number
	Caution
	Fragile, handle with care
	Keep dry
	Keep away from sunlight
	Consult instructions for use

※ If there has been occurred any serious accident in relation to the our device released in market, the quality management representative of our company will notify the Notified Body & the competent authority of any serious accident in accordance with the vigilance procedure.

[SH-UM-001, Rev.5, 2022.06.01]

<b>Manufacturer</b>	<b>EC Representative</b>
<p><b><i>SAEHAN Corporation</i></b> 23-29, Bongamgongdan 13-gil, Masanhoewon-gu, Changwon-si Gyeongsangnam-do, 51342 South Korea Phone : +82-55-294-0381 Fax : +82-55-293-5019 E-mail : <a href="mailto:saehancorp@naver.com">saehancorp@naver.com</a> Website : <a href="http://www.saehanmedical.com">www.saehanmedical.com</a></p>	<p>MVS In Motion Westdijk 150 2830 Tisselt, Belgium – Europe Phone : +32-3-866-40-76 E-mail : <a href="mailto:info@mvs-in-motion.com">info@mvs-in-motion.com</a> Website : <a href="http://mvs-in-motion.com">mvs-in-motion.com</a></p>